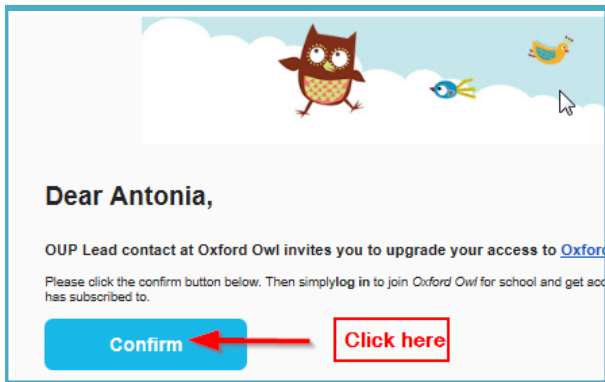


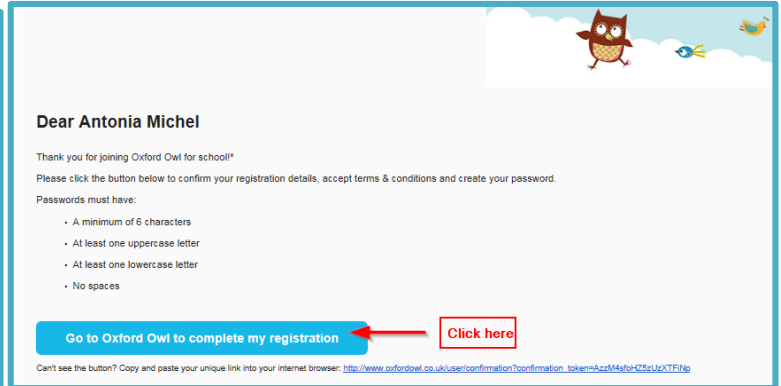
## The Numicon Affiliate School: Accessing Oxford Owl

**STEP 1:** You should receive an automated email to your inbox which looks similar to either of the following. You will need to click on the button which says 'Go to Oxford Owl to complete my registration' or 'confirm'.

**If you have an existing teacher account:**

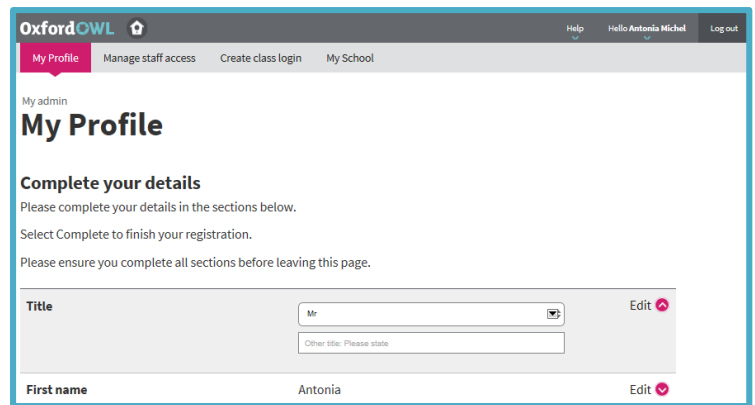


**If you are completely new to Owl:**



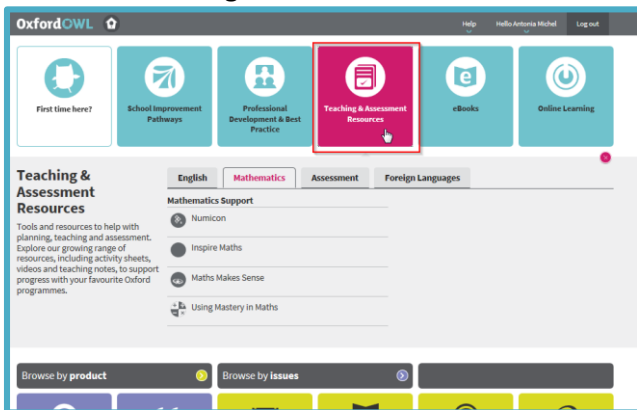
**STEP 2:** Clicking on the link should take you to a page that looks like the following. Please fill in:

1. **Password** (PLEASE NOTE THE PASSWORD INSTRUCTIONS)
2. **Password confirmation**
3. Tick the following:  
 I accept Oxford Owl's [Terms and Conditions](#) and [Privacy Policy](#).
4. Then select **Complete**

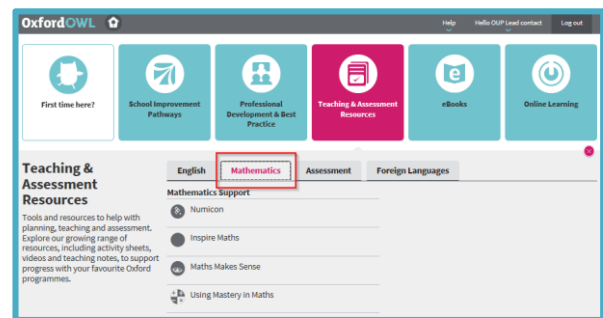


**STEP 3:** You will then be taken to the Dashboard. Click on the **Teaching & Assessment** tile → **Mathematics** → **Numicon**

1. Click on **Teaching & Assessment Resources**:



2. Then click on the **Mathematics** tab:



3. Then click **Numicon**:

