

Flower Beds 1

A Numicon problem-solving activity for pairs

What you will need (per pair)

- A copy of this sheet and the Garden Board sheet.
- **Please note:** these are A3 documents and need to be printed at 100%
- Numicon 4-, 5- and 6-shapes
- For Extensions: Box of Numicon Shapes

What to do



- Share these instructions with children:
- In this activity the board sheet is your garden. The white space is your empty flower bed.
 - You have light green tulips, red roses and light blue irises.
 - Your job is to fill the flower bed by covering the board with just **one** type of flower. You can choose either tulips, roses or irises, using the Numicon Shapes shown.
 - Which ones will fit the flower bed perfectly, and which will not?

Extensions and questions


- Can you explain what you found out?
- What if you had to use exactly **two** different types of flower; how many ways can you find to do this?
- Make up some new flowers and decide which Numicon Shape they will be. Try to fill the flower bed using these Shapes. Which ones are possible?





Tulip



Rose



Iris



Flower Beds 1 – Garden Board

A Numicon problem-solving activity for pairs

Flower Bed

Lawn

