

Vegetable Patch 1

What you will need (per pair)

- A copy of this sheet and the Garden Board sheet.
- **Please note:** these are A3 documents and need to be printed at 100%
- Numicon 4-, 5- and 6-shapes or Printable Numicon Shapes, printed and cut out
- For Extensions: Box of Numicon Shapes or Printable Numicon Shapes, printed and cut out

What to do


- Share these instructions with the children:
- In this activity the board sheet is your garden. The white space is your empty vegetable patch.
 - You have carrots, tomatoes and broccoli.
 - Your job is to fill the vegetable patch by covering the board with just **one** type of vegetable. You can choose either carrots, tomatoes or broccoli, using the Numicon Shapes shown.
 - Which ones will fit the vegetable patch perfectly, and which will not?

Extensions and questions



- Can you explain what you found out?
- What if you had to use exactly **two** different types of vegetable; how many ways can you find to do this?
- Make up some new vegetables and decide which Numicon Shape they will be. Try to fill the vegetable patch using these Shapes. Which ones are possible?




Carrot



Tomato



Broccoli



Vegetable Patch 1 – Garden Board

Vegetable Patch

Lawn

