

# Activity cards for NPC 2 NNS 2

## Saving Dollars

### 1. Snap

### 2. Star Numbers

1. Cut out the number and shape cards
2. Game 1. SNAP Turn all the cards over. Take turns turning them over. The winner can match the most.
3. Game 2. STAR NUMBERS. Make the numerals on the stars with your cards. Eg., 11 = one 10 and one 1. You can race with your partner if you decide.
4. Now play Swaps and Hide the shape/number

A A






Shuffle then sort these

23

35

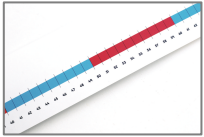

Two tens and  
three ones

Three tens and  
five ones





# A



or



or




and




1. Shuffle the cards 20 - 30. Put them face down on the table. Turn over 1 card.
2. Build that number using the shapes.
3. Put a peg on that number on the number line. Write the number and its words in your book.
4. When you have made all the numbers, put the number cards in order. Copy that order into your books in numerals

# B



1. Person 1 builds a number between 11 and 99 while person 2 closes his eyes. (No peeping!)
2. "Open! What have I made?" "You've made \_\_\_\_\_."
3. Write the number in your books together.
4. Find the number on the number line.
5. Person 2 has a turn.
6. Have 5 turns each.

C



1. Person 1 builds a number between 11 and 99 while person 2 closes his eyes. (No peeping!). Hide those shapes in the Feely Bag.
2. "Open! What have I made?" Person 2 feels for the number in the bag. "You've made \_\_\_\_\_."
3. Write the number in your books together.
4. Find the number on the number line.
5. Person 2 has a turn.
6. Have 5 turns each.


D



1. Take out a mixture of 10 cards from the pack. Shuffle. Put them face down on the table.
2. Person 1 looks at one card without the other person seeing then reads it out.
3. Person 2 says, "You've said \_\_\_\_\_." Then he puts the peg on the number line or track to show the number and makes it with the rods.
4. Person 1 then shows the card. Check that the numbers match. Write the number in your books together. Have 5 turns each.

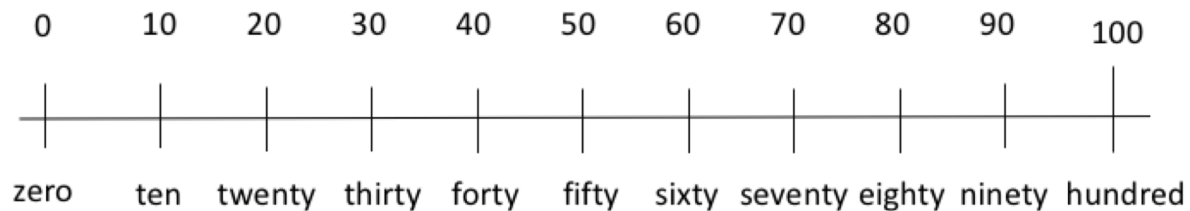
# D D

a long piece of paper




**Making a number line with your partner.**

1. Draw a number line from 0-100. It could be 100cm long.
2. Write in the tens numbers
3. Write in the words as shown below.




# E




1. Person 1 builds a number between 11 and 99 with the shapes
2. Person 2 makes the same number with the rods.
3. Write the number in your books together.
4. Find the number on both number line.
5. Put the shapes on the 10's number line. Put the rods on the number track.
6. Have 5 turns each.

# F



1. Put nine 10 shapes into the Feely Bag.
2. Person 1 takes out some.
3. "I have taken out \_\_\_\_ tens. The total is \_\_\_\_\_. You find it on the number line."
4. Person 2 points to the number. Agree together.
5. Write the number in your books together.
6. Have 5 turns each.

# FF



And use six plastic bags

**Make these bags**

<b>Bag 1</b> 20 X Cuisenaire 1- rods	<b>Bag 3</b> 30 X Numicon 1 shapes	<b>Bag 5</b> 10 x 10 cent coins
<b>Bag 2</b> 2 x Cuisenaire 10 rods	<b>Bag 4</b> 3 x Numicon 10 shapes	<b>Bag 6</b> 1 x \$1 coin

1. What did you discover?
2. Write about it in your books

# G



or

or

1. Person 1 builds a number between 11 and 99 with the shapes, rods or both while person 2 closes his eyes.
2. Open! Person 2 looks to see if it is a multiple of 10. If not, he removes the shapes to make it a multiple of 10.
3. Find both numbers on the number line.
4. Write both numbers in your books together.
5. Have 5 turns each.

# H



0	10	20	30
0	10	20	30
40	50	60	70
40	50	60	70
80	90	100	
80	90	100	

1. Make your own 100 number line with the rods.
2. Label each 10 with a numeral card.
3. Now draw your number line in your book. It does not have to be 100cm long.





# I



27	43	29	47
34	52	34	51
72	84	92	78
65	25	23	69

1. Shuffle the cards and turn them face down.
2. Person 1 collects the tens to make the number. Person 2 finds the ones.
3. Put them together and place them on the number line.
4. Write both number in your books together.
5. Have 5 turns each.

# I I



27	43	29	47
34	52	34	51
72	84	92	78
65	25	23	69

1. Shuffle the cards and turn them face down.
2. Person 1 collects the tens to make the number. Person 2 finds the ones.
3. Put them together and place them on the number line.
4. Write both number in your books together.
5. Have 5 turns each.

Forty-three

Fifty-two

Twenty-seven

Thirty-four

27

43

29

47

34

52

34

51

72

84

92

78

65

25

23

69