


# Activity cards for NPC 2 NNS 1

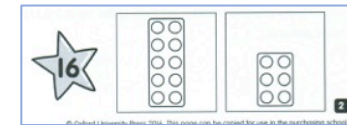
## Star Numbers



### 1. Snap



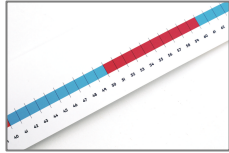

### 2. Star Numbers



1. Cut out the number and shape cards
2. Game 1. SNAP Turn all the cards over. Take turns turning them over. The winner can match the most.
3. Game 2. STAR NUMBERS. Make the numerals on the stars with your cards. Eg., 11 = one 10 and one 1. You can race with your partner if you decide.
4. Now play Swaps and Hide the shape/number



A






1. Take a few handfuls of pegs, or other counters.
2. Put them into some tens shapes in the zig zag pattern starting at the bottom
3. How many do you have?
4. Find the number on the 0 - 100 number line

B



1. Look in each 'purse'.
2. Guess how many \$1 coins are in each?
3. Group the coins from one 'purse' at a time into patterns of tens and ones.
4. Draw the pattern of that number
5. Write the number below the pattern.



C



**Estimate how many motifs are on the wrapping paper section first!**

1. Put a peg on each motif
2. Move them into tens shapes in the zig zag pattern starting at the bottom
3. How many do you have?
4. Find the number on the 0 - 100 number line.

D



**Estimate how many motifs are on the wrapping paper section first!**

1. Put a Cuisenaire 1- rod on each motif
2. Put them into tens patterns in the zig zag pattern starting at the bottom
3. How many do you have? Now line them up beside the 10-rods. You will see the same number.
4. Find the number on the 0 - 100 number line.



