

Numicon 1 Securing Foundations 3: Naming Numicon shapes. Building patterns and counting objects

Setting up Preparations for Focus groups:

Homework Explore More #3 to be photocopied and Assessment pp. 6,7 prepared

Getting Started

Visualizing and recording Numicon shapes and patterns

1. Activity 1 Review from Securing Foundations 1 and 2. Make fresh Play dough.
2. Activity 2 Matching Shapes. Review from SF 1 & 2. Aim for immediate recognition and confidence now. Quick flash games are fun!
3. Activity 3 Shapes and pegs. Review from SF 1 & 2. Aim for immediate recognition and confidence now. Quick flash games are fun!
4. Activity 4 Recording Shapes and patterns. Have ready Explore More sheets for homework

Pattern and Algebra:

Making Patterns and the importance of order

1. Key landmarks in the school. Make a school map to give directions of how to find the ... with pictures
2. Patterns in stories. Select 3 Big Book stories – fables or well-known stories to show the pattern showing sequence of events and rhyming patterns: Little red Hen, Hairy McClairy, See this online website <http://www.topmarks.co.uk/english-games/3-5-years/stories-and-rhymes> Story in picture sequences <https://www.teacherspayteachers.com/Product/The-Enormous-Turnip-Story-Wheel-1289167>
3. Music- patterns of sounds. Eg. Tap tap clap, tap tap clap and using percussion instruments, voice – high low high low low low low low..., song as in counting songs

Numbers and the number system:

Counting objects and writing numerals

1. Activities 1 and 2 Repeat as from the previous weeks. Circles of fabric for children to count objects on to, boxes with lids, eg shoe or chocolate boxes
2. Activity 3 PE Numeral writing with body. Dance ribbons, music to move to.
3. Activity 4 Handwriting. Handwriting without Tears is a great programme with iPad apps to assist. Begin with numerals that start at the top on the left. Use chalk and black paper

Independent activities:

1. Make fresh play dough
2. Chalk and black paper, chalk boards, think pencils and paper.
3. Photocopy Master 21, 34 or 35
4. Plastic numerals
5. Pattern activities: collect beads, blocks, coloured squared paper to make mosaics, geometric pattern blocks
6. Provide children with Big Books of rhyming stories and poems. The Little Red Hen and others. Oxford Owl website has many books to enjoy.

Whole class activities:

1. Counting – have a variety of objects ready. Large pictures of shapes from website to download. Laminate and cut out. Milk bottle lids for counters. Counting games from NZ Maths and other resources
2. Review from SF 1 & 2
3. Big books with poems and rhymes, Numicon at the Seaside.
4. “Swaps” and “close the gap” games as a class.


Group Organisation: Four groups with an **hour** each day for maths. **T** = focus teaching with this group
 Intro 10 minutes, Activities 15 minutes each, Change time 5 minutes, Tidy up 10 minutes, Plenary 10 minutes
 Take two weeks if necessary with these activities

| | Group 1 | Group 2 | Group 3 | Group 4 | Whole class |
|-------|---|---|---|---|--|
| Day 1 | Directed play with shapes in pairs: Visualizing and finding shapes in Feely Bag, Building and recording T GS Activities 1&2, 3&4 | Directed play with shapes in pairs: Visualizing and finding shapes in Feely Bag, Building and recording T GS Activities 1&2, 3&4 | Directed play with shapes in pairs: Visualizing and finding shapes in Feely Bag, Building and recording T GS Activities 1&2, 3&4 | Directed play with shapes in pairs: Visualizing and finding shapes in Feely Bag, Building and recording T GS Activities 1&2, 3&4 | Visualizing and finding shapes in Feely Bag Doing things in order: Arriving at school, Taking Class roll, packing up activities. Show pictures. Show school map In Literacy show rhyming stories. Pattern Activity 2 |
| | Independent activities this week: See cards from the previous weeks and pages following | | | | |
| Day 2 | Do the School Map activity together. Then return to work in independent activities. Make sure children do recording of patterns activity so they know the homework for the week. Hand out pages from Explore More #3 | | | | Review recording patterns School Map activity Pattern Activity 1 |
| Day 3 | T Review GS Activities | | | | Patterns in Music Listen to songs and musical pieces with patterns. |
| Day 4 | T NNS Activities 1-4 Counting, How many in the box? PE connection of numerals, Writing Numerals | | | | Counting games |
| Day 5 | T Assessment pages as the children complete their activities during the week. 6-7 Labelling shape patterns. Writing numerals in order- Delay this assessment for children who are clearly not ready to allow more weeks of practice, | | | | Review of the week: See words and terms for use |

Notes:

Read and listen to
these stories!

Say them too!



Take a photo of the books or just leave them
out for children to read and enjoy together.

I am seeing in my
mind's eye!

Guess!

It's ...

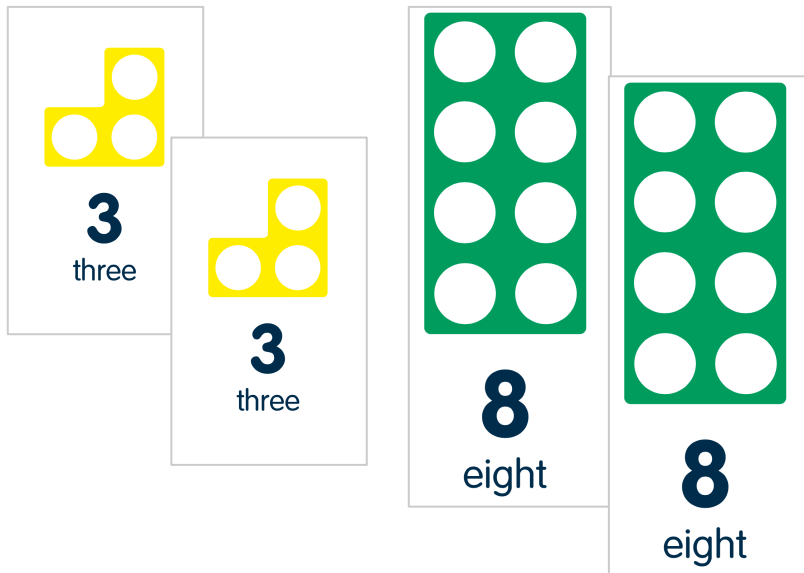
Ideas

My bed. My teddy.
Numicon 5



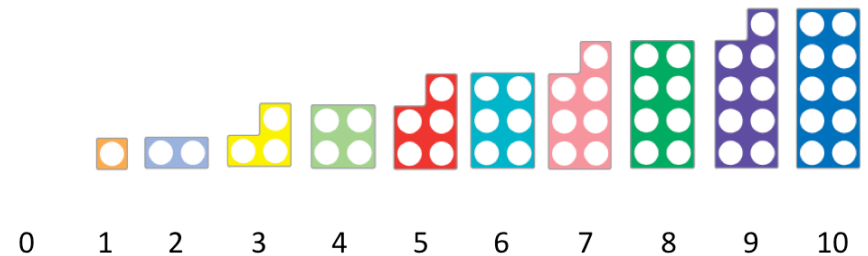
Match my card!



Say them too!



Find this shape in the Feely Bag

Say it too!








Build Numicon
patterns with teddies




Match the Teddy
patterns to Numicon



1. Spin

2. Build the Pattern



1. Spin and build

2. Colour in the pattern



Drive your cars!
Show the way with




1, 2, 3, 4, 5



Put the story
pictures in order


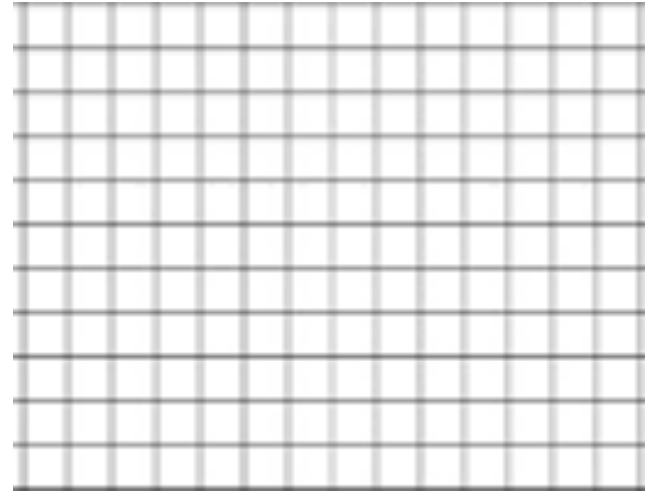
Thread the pegs in a pattern





Use buttons to fill the shapes




Glue patterns with
nature




Make patterns -
colour in the squares



Leaf and other rubbings




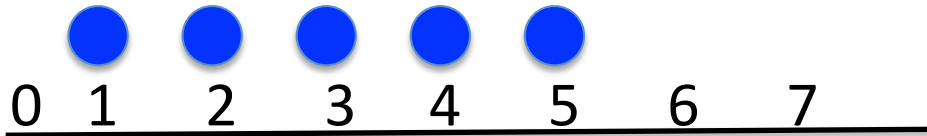
Paint inside the
shapes



Patterns with shells



1. Find the shape on the number line
2. Make the pattern with pegs



1. Counting on the line
2. Make the pattern



Sand tray



Glitter numerals



Finger paint numerals