


Read and listen to these stories!

Say them too!



Take a photo of the books or just leave them out for children to read and enjoy together.

I am seeing in my mind's eye!

Guess!

It's ...

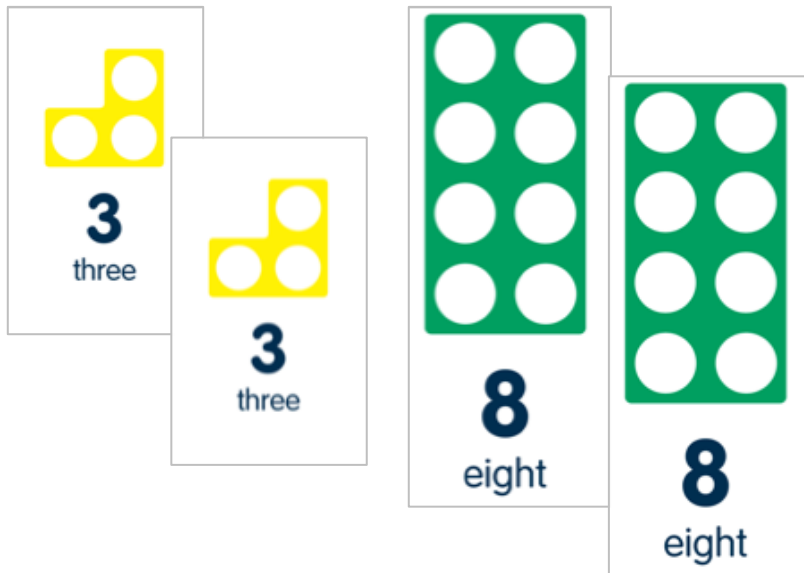
Ideas

My bed. My teddy.  
Numicon 5



# Match my card!

## Say them too!









# Find this shape in the Feely Bag

## Say it too!










Build Numicon patterns with teddies






Match the Teddy patterns to Numicon



1. Spin

2. Build the Pattern



1. Spin and build

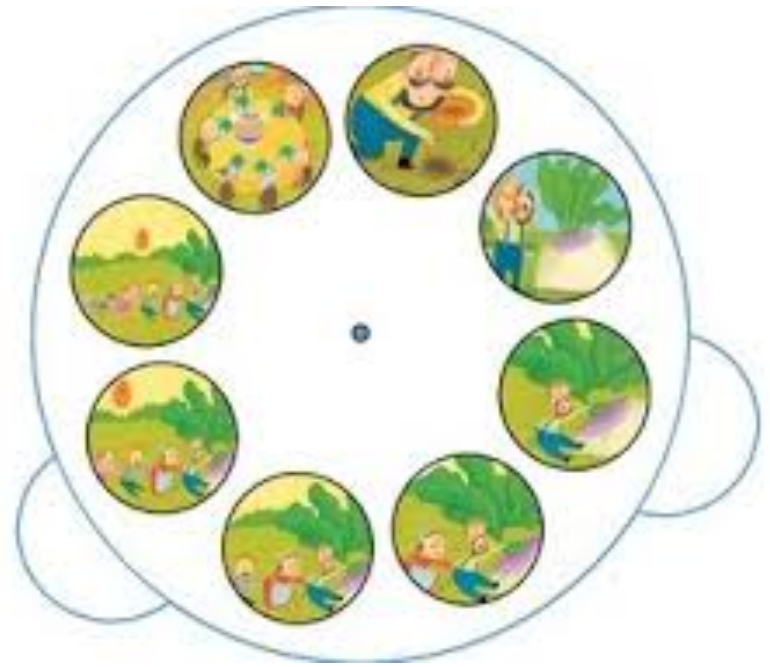
2. Colour in the pattern



Drive your cars!  
Show the way with



1, 2, 3, 4, 5



Put the story  
pictures in order

Thread the pegs in a pattern


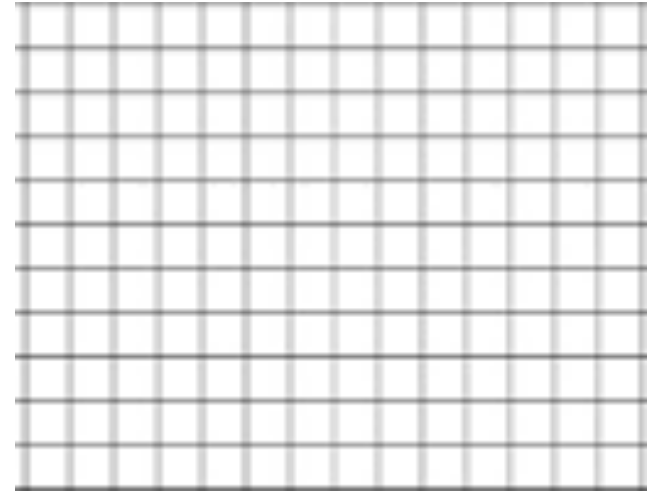


0 1 2 3 4 5 6 7 8 9 10


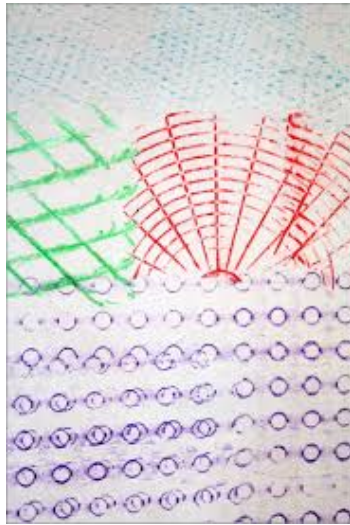
Use buttons to fill the shapes




Glue patterns with nature



Make patterns - colour in the squares



Leaf and other  
rubbings



Paint inside the  
shapes


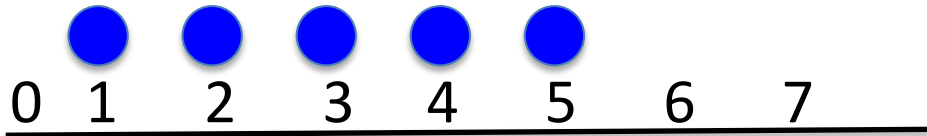




Patterns with shells



1. Find the shape on the number line
2. Make the pattern with pegs



1. Counting on the line
2. Make the pattern



Sand tray



Glitter numerals



Finger paint numerals